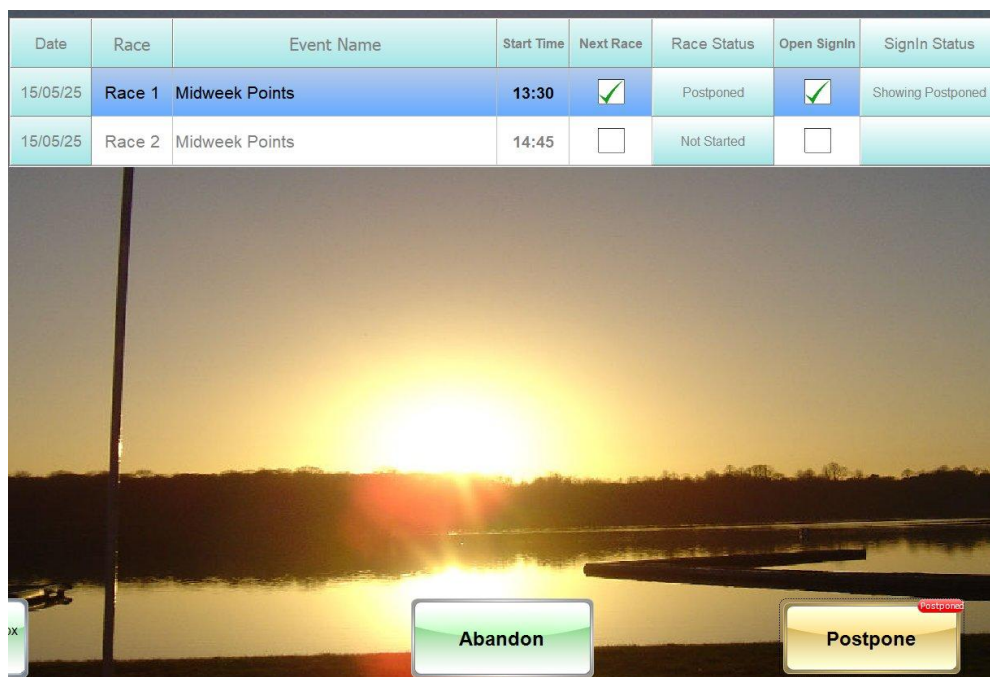


## Postpone A Race

A race can be postponed if it has not already started.

- On the Home Screen, select the “Next Race”.
- if sailors should still be able to join the race, then “Open SignOn”.
- Click the “Postpone” button at the bottom of the Home screen. The race status will show “Postponed”
- The RMS will trigger TWO klaxon sound signals.



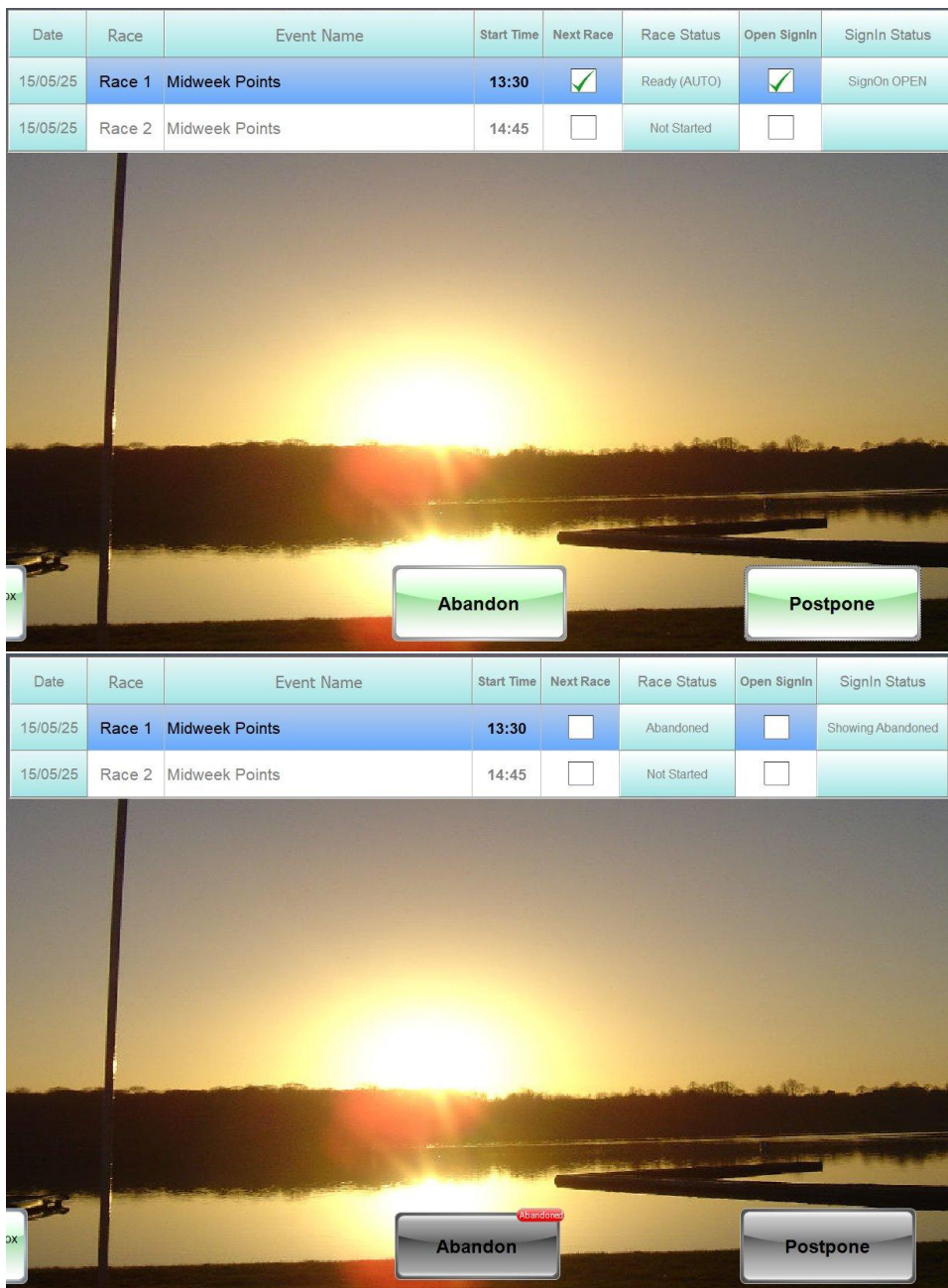
**Cancel Postponement** – just click the Postpone button to cancel it. There will be NO sound signals, but if you wish to alert the sailors, use the manual buttons on the screen or the separate physical big red button on the desk!

## Abandon A Race.

- A race may be abandoned for any reason. There may be excessive wind or a flat calm, a thunderstorm or any other reason.
- The RMS allows a race to be abandoned at any time, either before or after the race has started.
- The RMS will sound THREE klaxon sound signals.

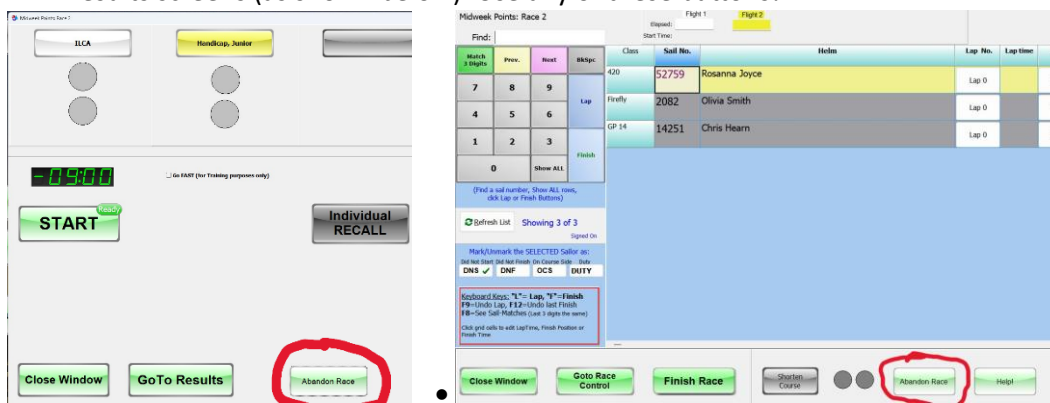
### a) Before the race has started.

- On the Home screen, the race should be Selected and SignOn should be open.
- Click the Abandon button, which is now enabled (coloured green)



## b) After the Race has started

- In addition to the Home screen, there is a button at the bottom of both the Race Control and Results screens (as shown below). Use any of these buttons!



- Click the Abandon button at the bottom of the screen, then...

### c) In either case,

- Enter the reason in the information window that pops up, and click Save.
- Finally, decide whether all Helms should be deleted or not?  
An Abandoned race will have no results, but if you plan to restart the race, then keep the helms (that are already entered) signed in!

The Home screen will now show the race has been abandoned.

### (Re)start an Abandoned Race

Usually an “Abandoned” race would NOT be restarted, but the RMS DOES allow you to do this.  
*Proceed exactly as normal, selecting “Next Race”, click “Open SignOn” and now the race can be started again in the normal way.*