

## Overview

The RMS v12.3 now allows a mix of Handicap and Pursuit races in the same Event and Series.

**Pursuit races** are races against all other boats, of any class. Pursuit races have a specific starting time for each class, based on the Class Handicap values (PY) and race length. Since the start times are calculated for each Class the race results are simply the numeric finish positions.

In **Handicap races**, by contrast, all boats start together. The finish elapsed times are then adjusted, based on boat class handicaps, to give final finish positions.

**Note that** in both cases ALL boats are involved in the race, so it is expected that a “mixed” event will have only ONE Series, and all boats will be Eligible to join the Series races. It does not make sense to try and run a Pursuit race if there are multiple Series racing!

## RUNNING THE RACES


The majority of club races are either Handicap or Fleet races with multiple Series. The RMS default therefore is “Pursuit Race = NO” and the operation is exactly the same as previously.

### Select Next Race

As Pursuit races are not so common, when the “Next Race” is clicked an additional prompt will be shown if it is a Pursuit Race:

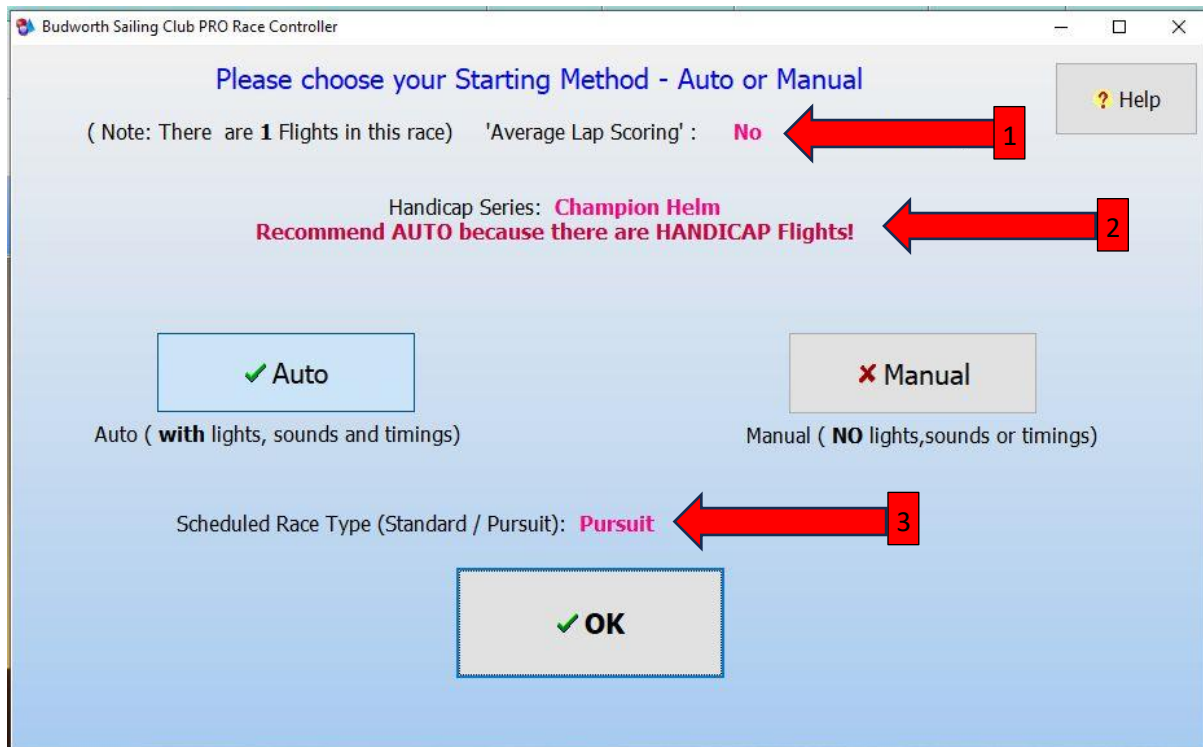
Event Name	Start Time	Next Race	Race Status	Open SignIn
	13:30	<input type="checkbox"/>	Not Started	<input type="checkbox"/>
	14:45	<input checked="" type="checkbox"/>	Selected	<input type="checkbox"/>

Confirm

 NOTE: RMS thinks this race is a Pursuit race,  
Use the `Pursuit Race` button to Set up and then start the race.

## RMS – Series with mixed Handicap and Pursuit Races

In either case, the latest RMS version provides more information when “Next Race” is selected, as shown below.



1. The screen now shows the number of Flights and whether “Average Lap Scoring” is active.
  2. If there are **Handicap Series** these are listed and “Finish Times” must be recorded so “Recommend AUTO” prompt is shown.
  3. The **Scheduled Race Type** is either “Standard” or “Pursuit”. This is set in advance as part of the overall Race Programme for the year.
- **IMPORTANT: the PRO can override this setting if necessary.**
  - **For a Pursuit Race**, accept the default of “Auto” and just click “OK”.
    - Then click “Open Sign In” and finally
    - click the “**Pursuit Race**” button to set up the race.
    - (If you forget to open the Sign In, no problem, RMS will save the Pursuit setting and prompt you to do it later, then you can go back and continue.



## Pursuit Race Start:

### IMPORTANT!

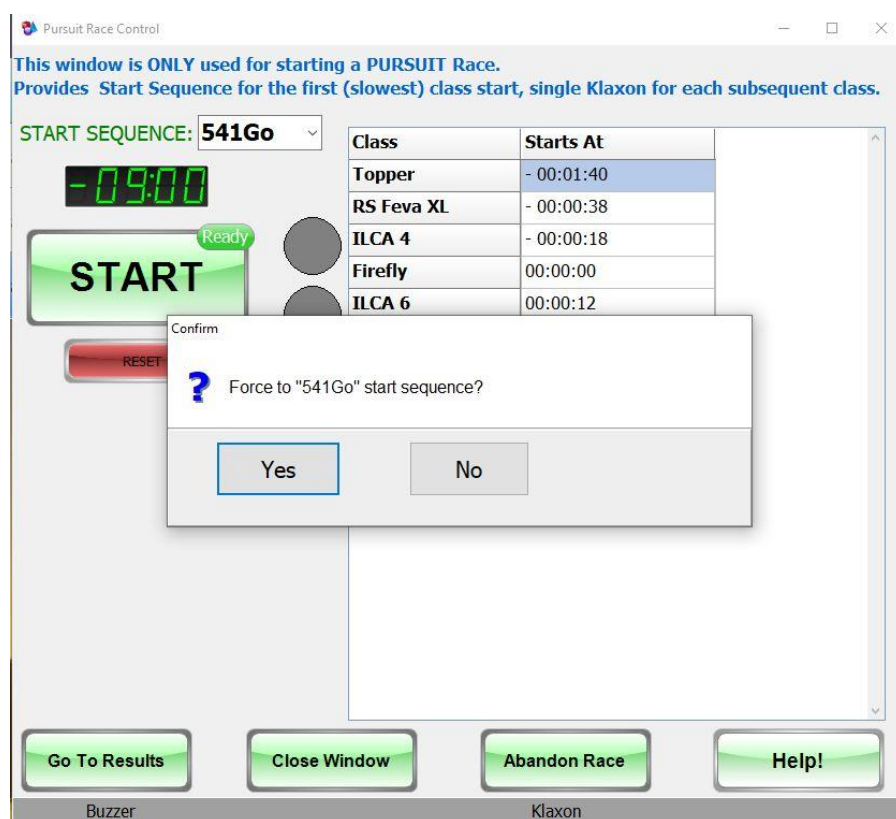
Use the “PURSUIT RACE” button to set up the Pursuit details and get the PURSUIT starting screen, which is DIFFERENT to the normal “Race Control” start window.

Once race “Sign On” is open, click the “Pursuit Race” button on the main screen to configure the race (Class List, Scratch Class, Race Length). Once done, the “Pursuit Race Control” window is shown to start the race.

Choose the countdown sequence for the first class to start.

The screen initially shows the countdown start set for the Series. If a different Start Sequence is wanted this can be selected from the dropdown

Changing this will NOT affect the setting for Handicap races.



## Record Results

### Handicap races:

- are scored exactly as normal, and the Finish buttons will record and check both positions and finish times.

### For a Pursuit Race:

- if “Laps” are recorded, it is important to ensure that ALL BOATS have the SAME number of laps entered before you “Finish Race”. *This is because the Handicap races in the series may, or may not, be set to use Average Lap scoring, and this affects pursuit race scoring.*
- the boat “Finish” buttons will add only a position, and the “Finish Race” button will only check all boats have a valid position.

## RMS – Series with mixed Handicap and Pursuit Races

### Scoring the Event

All the races can be scored when PRO is shutdown in the usual way.

Handicap races will be scored on “finish times” and Pursuit races on “Finish position”. The event/series results will show all races and the overall series results in the normal way.

## WEB ADMIN

For the RMS Admins, there is a setting in the Web Admin that controls this.

An Event with mixed race types needs to be configured with care!

### Event Settings

Start Sequence (e.g. 963Go) should be set for the **Handicap** races, because the PRO can choose separate start sequence for Pursuit races if required.

### Series Settings

The Event should have only ONE series, and that should be set to Handicap = Yes

*The only time Handicap = NO would be for an Open Event where there is only ONE boat Class racing.*

Series Eligibility should normally include ALL adopted boat classes.

### Race Settings

It is good practice to specify which races are Pursuit races in advance. *Although the PRO can override this on the day if necessary.*

**Each race** in the Event should have the two settings below defined:

*The default is “Pursuit Race = NO”, as that is the most usual.*

#### For Handicap Races:

- Average Lap = Yes or No
- Pursuit Race = NO

#### For Pursuit Races:

- Average Lap = NO
- Pursuit Race = YES

### Details of selected race

The screenshot shows a form for editing race details. The fields are as follows:

Event:	Autumn Open
Race Date:	2023-12-10
Race Number:	1
Start Time:	12:00:00
Status:	Race not yet started
Avg Lap Score?	<input checked="" type="radio"/> Yes <input type="radio"/> No
Pursuit Race?	<input type="radio"/> Yes <input checked="" type="radio"/> No

At the bottom of the form, there are two buttons: "Save Race" and "Delete Race". To the right of these buttons is a text input field with the label "(Live info.)".